




VETERINARY ACADEMY OF  
HIGHER LEARNING



## **Certificate Program in Equine Physical Rehabilitation (CERP)**




The University of Tennessee and the Veterinary Academy of Higher Learning are pleased to present the University of Tennessee Certificate Program in Equine Physical Rehabilitation (CERP).

In cooperation with the Colorado State University Orthopaedic Research Center, in 2004 the University of Tennessee College of Veterinary Medicine developed the only university-based, RACE approved credential program in equine rehabilitation. Since its foundation, the curriculum of the program has been continuously updated to secure state of the art contents, in the theoretical content as well as in the practical approach. As particularly modalities improve continuously, we focus on working with the best providers in the market. The Equine Rehabilitation Certificate Program (CERP) is a sequence of postgraduate courses which include case studies and a cumulative examination. The CERP program is designed to guide the practitioner from the theoretical foundations to the clinical applications of equine rehabilitation.

- Equine I: Online Lecture Series (53 Hours)
- Equine II: 5-day Live Hands-On Lab Series
- Equine III: Case Presentations & Online Exam



VETERINARY ACADEMY OF  
HIGHER LEARNING



After successful completion of all Equine rehabilitation series I, II and III, the participants receive the title “Certified Equine Rehabilitation Practitioner”.

The blended learning environment (live and online) increases the productivity of the hands-on lab sessions, reduces time away from work or home and allows the student freedom to review presentations as needed. Introducing modalities prior to lab sessions allows students to record their questions for faculty to address before turning on machines or putting a horse in the water treadmill.

Advanced hands-on anatomy review during lab is optimized as the basics are reinforced thoroughly during on-line preparation sessions, ensuring each student has the review necessary to keep the flow of the class steady.

Learn:


- The team approach to equine rehabilitation
- Which conditions are appropriate for physical therapy
- To design and implement a comprehensive rehabilitation program for commonly occurring musculoskeletal, integumentary and neurologic conditions
- How to document the rehabilitation programs using standardized forms

Understand:

- The regulatory issues surrounding the practice of animal rehabilitation
- Therapeutic modalities and mechanisms of action
- Cause and medical or surgical therapy for tendons and ligaments
- Response to injury and healing of tendons and ligaments
- Correlate the rehabilitation program with the physiologic processes that the patient is undergoing during its rehabilitation.



VETERINARY ACADEMY OF  
HIGHER LEARNING



Be Proficient in:

- Recognizing equine lameness and basic gait analysis
- Equine neurologic examination
- Understanding reasonable time frames for treatment, when to begin and frequency
- Methods of referral and communication between the referring veterinarian and the rehabilitation provider.

---

### **Equine I - Online Lecture Series: Introduction to Equine Rehabilitation and Therapeutic Modalities & Conditions Amenable to Rehabilitation**

.Quick overview:

This course provides an introduction to equine rehabilitation and therapeutic modalities. This is the first of three modules in the CERP program.

.Instructors:


Andris Kaneps, Chris Kawack, Jennifer Brooks, Kevin Haussler, Steve Adair

.Learning objectives:

- The participant will acquire basic knowledge of the conditions of equine tendons and ligaments, equine bones and joints, and the equine nervous system, muscles, skin and hooves that are amenable to physical therapy. Response to injury and healing will be reviewed as well as selection of appropriate therapeutic modality.
- This course will provide the participant will the skills necessary to design and implement a comprehensive rehabilitation program for commonly seen musculoskeletal, integumentary and neurologic conditions in the horse.  
A case study approach will be utilized teaming students from different professions together during this course to design and implement the rehabilitation programs.



VETERINARY ACADEMY OF  
HIGHER LEARNING



**.Outline:**

This course provides an introduction to equine rehabilitation and therapeutic modalities. Participant will review the regulatory issues involved in this field of practice from the perspective of physical therapists and veterinarians.

Basic equine anatomy, gait analysis, conformation, lameness evaluation and neurologic examination will be reviewed. Collaboration between the veterinary and physical therapy professions will be emphasized to enhance the learning experience.

The participant will be introduced to the use of selected physical agent modalities used in equine physical rehabilitation. The following physical agents will be covered: superficial heating and cooling agents, manual therapies, electrical therapies (for example: electrical stimulation), mechanical therapies (for example: therapeutic ultrasound, shock wave therapy), therapeutic exercise, pain relief and external coaptation.

This online program will be complimented by live animal, hands-on laboratories in module Equine II live lab sessions.

Participants must complete all online lectures prior to attending live labs sessions.

**Equine II: Live Hands-on Labs: link to dates and locations:**

**<http://veterinary-academy-of-higher-learning.com/dates.html#cerp>**

**.Quick overview:**


Provides hands-on laboratory coursework that will build on the course material from Equine I lectures. Part two of three modules in the CERP program.

**.Outline:**

Provides hands-on laboratory coursework that will build on the course material from Equine I lectures. This course will provide the participant with the basic skills necessary to prescribe and provide rehabilitation programs for the equine patient.



VETERINARY ACADEMY OF  
HIGHER LEARNING



The participant will receive hands-on training of selected physical agent modalities used in equine physical rehabilitation. The following physical agents will be covered: superficial heating and cooling agents, manual therapies, electrical therapies (for example: electrical stimulation, therapeutic laser), mechanical therapies (for example: therapeutic ultrasound, shock wave therapy, total body vibration) and therapeutic exercise (including EquiCore System, Water Treadmill)

**.Instructors:**

- **Steve Adair**, MS, DVM, CERP

Diplomate American College of Veterinary Surgery, Diplomate American College of Veterinary Sports Medicine & Rehabilitation

Certified in Animal Chiropractic by the American Veterinary Chiropractic Association (AVCA) Associate Professor of Equine Surgery (University of Tennessee – Knoxville) and Director of the Equine Performance Medicine and Rehabilitation Center

- **João Paulo Marques**, DVM, CERP

Certified in Animal Chiropractic by the international Veterinary Chiropractic Association (IVCA), Certified in Veterinary Acupuncture by the International Veterinary Acupuncture Society, Honorary Member of IVCA, Member of the Board of Directors of the International Association of Veterinary Rehabilitation and Physical Therapy (IAVRPT) and President of the Portuguese Association of Veterinary Acupuncture (APAMV)

FEI Official Veterinarian for Jumping, Dressage, Eventing and Driving


Founder and Director of the equine veterinary practice Equidesporto in Portugal, and he was co-founder and Director of the Equine Rehabilitation Centre Hidrovet.

**.Prerequisites:**

Online lecture Series (Equine I) must be completed prior to attending this lab.



VETERINARY ACADEMY OF  
HIGHER LEARNING



**.Location:**

For dates and locations we kindly ask you to have a look at our website and download the registration form, that is provided:

<http://veterinary-academy-of-higher-learning.com/dates.html#cerp>.

**.Meals:**

Coffee Breaks and Lunches are included.

**Equine III: Equine Rehabilitation Certificate Program Final Examination and Case Presentations**

**.Quick Overview:**

Participants must prepare a written report, for submission, of two clinical equine rehabilitation cases that have required rehabilitation prior to taking the examination

**.Outline:**

After successful completion of Equine I online lectures and Equine II live lab sessions, students will be eligible for Equine III, Final Examination and Case Presentations.

Examinations will be administered online.

Participants must prepare a written report, for submission, of two clinical equine rehabilitation cases that have required rehabilitation prior to taking the examination.

Participants will be given the format for the written submission during Equine II lab sessions.


**.Learning Objectives:**

Upon complete all modules of the Equine Rehabilitation Certificate Program, participants will be able to:

- Understand the regulatory issues surrounding the practice of animal rehabilitation




## VETERINARY ACADEMY OF HIGHER LEARNING



- Describe basic anatomical differences between the human and the horse.
- Determine basic gaits of the horse and recognize equine lameness
- Understand basic equine conformation
- Understand the equine neurologic examination
- Utilize a Team Approach in equine examination
- Be familiar with the different therapeutic modalities available to the equine patient
- Know the mechanism of action, application and efficacy of each modality
- Discuss possible outcome measures to determine the effectiveness of the selected therapeutic modality
- Demonstrate knowledge of the potential benefits of various emerging modalities in equine rehabilitation
- Be familiar with the cause and medical or surgical therapy for conditions of equine tendons and ligaments
- Response to injury and healing of tendons and ligaments
- Determine which conditions are appropriate for physical therapy
- Selection of appropriate therapeutic modality
- Measure response to therapy
- Be familiar with the cause and medical or surgical therapy for conditions of nerves, muscle, skin and hooves
- Response to injury and healing of nerves, muscle, skin and hooves
- Determine which conditions are appropriate for physical therapy
- Selection of appropriate therapeutic modality
- Measure response to therapy
- Design and implement a comprehensive rehabilitation program for commonly occurring musculoskeletal, integumentary and neurologic conditions in the horse
- Correlate the rehabilitation program with the physiologic processes that the patient is undergoing during its rehabilitation



## VETERINARY ACADEMY OF HIGHER LEARNING



- Discuss reasonable time frames for treatment including when to begin treatment, frequency of treatment, and duration of treatment
- Discuss the need for and the methods of referral and communication between the referring veterinarian and the rehabilitation provider
- Document the rehabilitation programs using standardized forms

### .Prerequisites:

#### Module III - ONLINE EXAM pre-requisites:

- Participants must have completed the following modules:
  - Equine I online lectures
  - Equine II live lab session
- Participants must have a degree as a:
  - Veterinarian - Proof of degree(s) and/or license(s) must be provided.
  - Veterinary Nurse - Proof of degree(s) and/or license(s) must be provided.
  - Student in one of the above professions (proof of enrollment must be made available; successful completion of your degree is required prior to taking the certificate exam)
  - (For other equine health professionals that may be interested in registering that are allowed by law to treat animals in their countries, please send us proof of your professional education and we will inform you whether you are eligible to attend the course.)
- Individuals must have demonstrated equine handling abilities and are required to sign a statement to that effect.

### ACCOMODATION


Information concerning accomodation can be found in the registration form, page 3

<http://veterinary-academy-of-higher-learning.com/dates.html#cerp>.





VETERINARY ACADEMY OF  
HIGHER LEARNING



---

## REGISTRATION

Information concerning registration fees can be found in the registration form, page 4 <http://veterinary-academy-of-higher-learning.com/dates.html#cerp>.

Please fill in the registration details and send the signed registration form by email (a scanned copy or a photo).

---

## CONTACTS

Please contact us for any additional information about the course:

Beate Egner, DVM, Course Director / CEO:

[beate.egner@veterinary-academy-of-higher-learning.com](mailto:beate.egner@veterinary-academy-of-higher-learning.com)

João Paulo Marques, DVM, CERP:

[jpaulomarques@hotmail.com](mailto:jpaulomarques@hotmail.com)